

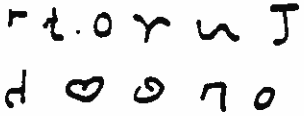

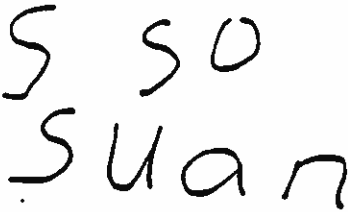









Evolution of a Child's Writing

(Drawings are an important part of a child's writing and often a child will repeat the theme of his writing or drawing on subsequent pages)

 <p>1. Scribble Stage (Starting point any place on the page)</p>	 <p>2. Scribble (Left to right progression)</p>	 <p>3. Mock Letters (Can be personal or conventional)</p>
 <p>4. Letter Strings (Left to right and progressively downward)</p>	 <p>5. Groups of letters with space in between to resemble words</p>	 <p>6. Picture Labeling (Matching beginning letter to sound)</p>
 <p>7. Copies Environmental Print</p>	 <p>8. Uses first letter of a word to represent the word</p>	 <p>9. Uses beginning letter and ending letter to represent the word</p>
 <p>10. Hears medial sounds (Writes word with beginning, medial and ending letters)</p>	 <p>11. Phrase writing</p>	 <p>12. Whole sentence writing</p>

Compiled by Helen Faul